

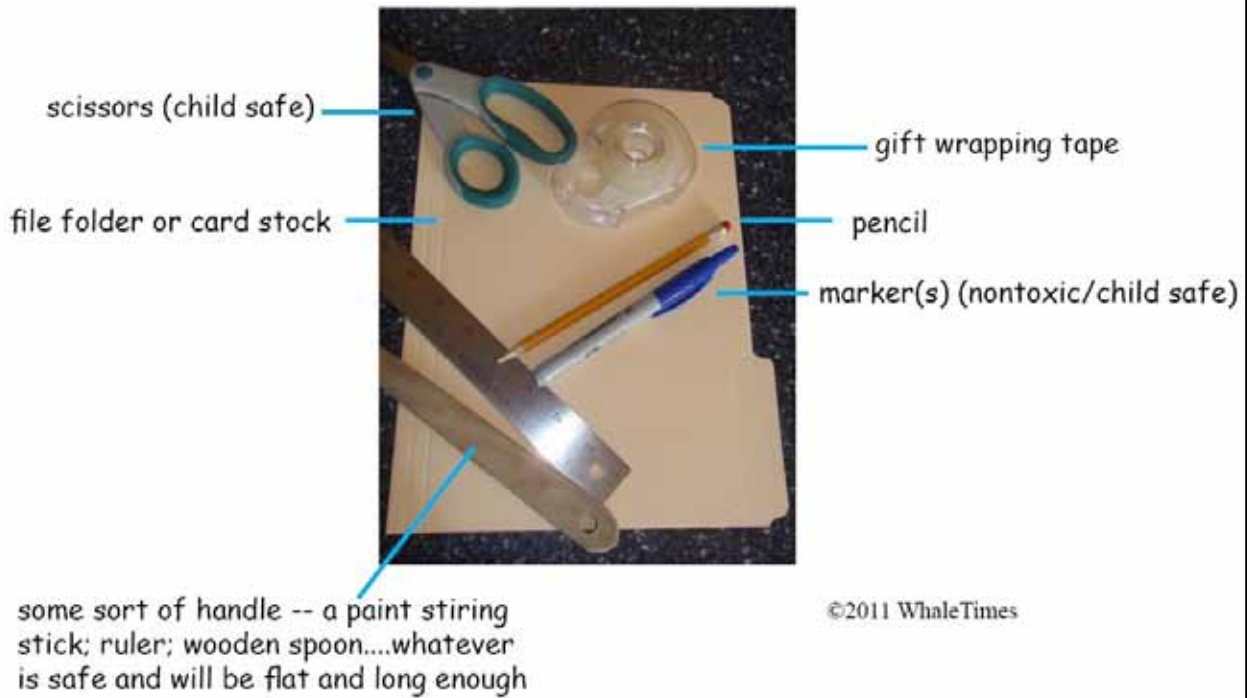
Fintastic Friday!
Giving Sharks, Skates and Rays a Voice




www.whaletimes.org

Sharks in the Park Rally Sign Activity

MATERIALS:



STEP 1:



Fintastic Friday!
Giving Sharks, Skates and Rays a Voice
www.whaletimes.org

Sharks in the Park Rally Sign continued

STEP 2:



©2011 WhaleTimes

*Cut two fin shapes.
Hint: You'll have identical fins if you can cut both at once. *Have an adult cut if too thick.

STEP 3:



©2011 WhaleTimes

Decorate both sides of sign any way you like.

©2015, 2009 WHALETIMES, INC. All Rights Reserved

Fintastic Friday!
Giving Sharks, Skates and Rays a Voice
www.whaletimes.org

Sharks in the Park Rally Sign continued


STEP 4:



©2011 WhaleTimes

Tape fins sides and top of together

STEP 5:



©2011 WhaleTimes

Slide stick between fins. You might need a bit more tape to hold it in place.

©2015, 2009 WHALETIMES, INC. All Rights Reserved